



Pennar Industries Limited  
Scrip code: 513228

<b>(1)(a) STATEMENT SHOWING SHAREHOLDING PATTERN IN CLAUSE-35</b>			
<b>NAME OF THE COMPANY: PENNAR INDUSTRIES LIMITED</b>			
<b>SCRIP CODE:</b>	<b>513228</b>	<b>Name of the Scrip:</b>	
<b>Class of Security:</b>			
<b>QUARTER ENDED:</b>	<b>31/03/2015</b>		
Partly paid-up shares	No. of partly paid-up shares	As a % of total no. of partly paid-up shares	As a % of total no. of shares of the Company.
Held by promoter/promoter group	0	0	0
Held by Public	0	0	0
<b>Total:</b>	<b>0</b>	<b>0</b>	<b>0</b>
Outstanding convertible securities:	No. of outstanding securities	As a % of total no. of outstanding convertible securities.	As a % of total no. of shares of the Company assuming full conversion of the convertible securities
Held by promoter/promoter group	0	0	0
Held by Public	0	0	0
<b>Total:</b>	<b>0</b>	<b>0</b>	<b>0</b>
Warrants:	No. of warrants	As a % of total no. of warrants	As a % of total no. of shares of the Company, assuming full conversion of warrants
Held by promoter/promoter group	0	0	0
Held by Public	0	0	0
<b>Total:</b>	<b>0</b>	<b>0</b>	<b>0</b>
<b>Total paid-up capital of the Company, assuming full conversion of warrants and convertible securities</b>	<b>120349514</b>	<b>0</b>	<b>100.00</b>

for Pennar Industries Limited



Mirza Mohammed Ali Baig  
Company Secretary & Compliance Officer



CATEGORY CODE	CATEGORY OF SHAREHOLDER	NO OF SHAREHOLDERS	TOTAL NUMBER OF SHARES	NO OF SHARES HELD IN DEMATERIALIZED FORM	TOTAL SHAREHOLDING AS A % OF TOTAL NO OF SHARES		SHARES PLEDGE OR OTHERWISE ENCUMBERED	
					AS a PERCENTAGE of (A+B)	As a PERCENTAGE of (A+B+C)	NUMBER OF SHARES	AS a PERCENTAGE (IX)=(VIII)/(IV)*100
(I)	(II)	(III)	(IV)	(V)	(VI)	(VII)	(VIII)	(IX)
(A)	PROMOTER AND PROMOTER GROUP							
(1)	INDIAN							
(a)	Individual /HUF	17	22803129	22803129	18.95	18.95	2500000	10.96
(b)	Central Government/State Government(s)	0	0	0	0.00	0.00	0	0.00
(c)	Bodies Corporate	2	20953811	20953811	17.41	17.41	1574000	7.51
(d)	Financial Institutions / Banks	0	0	0	0.00	0.00	0	0.00
(e)	Others	0	0	0	0.00	0.00	0	0.00
	<b>Sub-Total A(1) :</b>	<b>19</b>	<b>43756940</b>	<b>43756940</b>	<b>36.36</b>	<b>36.36</b>	<b>4074000</b>	<b>9.31</b>
(2)	FOREIGN							
(a)	Individuals (NRIs/Foreign Individuals)	0	0	0	0.00	0.00	0	0.00
(b)	Bodies Corporate	0	0	0	0.00	0.00	0	0.00
(c)	Institutions	0	0	0	0.00	0.00	0	0.00
(d)	Qualified Foreign Investor	0	0	0	0.00	0.00	0	0.00
(e)	Others	0	0	0	0.00	0.00	0	0.00
	<b>Sub-Total A(2) :</b>	<b>0</b>	<b>0</b>	<b>0</b>	<b>0.00</b>	<b>0.00</b>	<b>0</b>	<b>0.00</b>
	<b>Total A=A(1)+A(2)</b>	<b>19</b>	<b>43756940</b>	<b>43756940</b>	<b>36.36</b>	<b>36.36</b>	<b>4074000</b>	<b>9.31</b>
(B)	PUBLIC SHAREHOLDING							
(1)	INSTITUTIONS							
(a)	Mutual Funds /UTI	7	3882216	3882216	3.23	3.23		
(b)	Financial Institutions /Banks	17	8006157	8003707	6.65	6.65		
(c)	Central Government / State Government(s)	0	0	0	0.00	0.00		
(d)	Venture Capital Funds	0	0	0	0.00	0.00		
(e)	Insurance Companies	0	0	0	0.00	0.00		
(f)	Foreign Institutional Investors	4	12932491	12932491	10.75	10.75		
(g)	Foreign Venture Capital Investors	0	0	0	0.00	0.00		
(h)	Qualified Foreign Investor	0	0	0	0.00	0.00		
(i)	Others	0	0	0	0.00	0.00		
	<b>Sub-Total B(1) :</b>	<b>28</b>	<b>24820864</b>	<b>24818414</b>	<b>20.62</b>	<b>20.62</b>		
(2)	NON-INSTITUTIONS							
(a)	Bodies Corporate	695	9793248	9769065	8.14	8.14		
(b)	Individuals							
	(i) Individuals holding nominal share capital upto Rs.1 lakh	33370	18815792	17192195	15.63	15.63		
	(ii) Individuals holding nominal share capital in excess of Rs.1 lakh	204	21426581	21382581	17.80	17.80		
(c)	Others							
	CLEARING MEMBERS	122	295438	295438	0.25	0.25		
	NON RESIDENT INDIANS	598	1427696	1315469	1.19	1.19		
	TRUSTS	4	12955	12955	0.01	0.01		
(d)	Qualified Foreign Investor	0	0	0	0.00	0.00		
	<b>Sub-Total B(2) :</b>	<b>34993</b>	<b>51771710</b>	<b>49967703</b>	<b>43.02</b>	<b>43.02</b>		
	<b>Total B=B(1)+B(2) :</b>	<b>35021</b>	<b>76592574</b>	<b>74786117</b>	<b>63.64</b>	<b>63.64</b>		
	<b>Total (A+B) :</b>	<b>35040</b>	<b>120349514</b>	<b>118543057</b>	<b>100.00</b>	<b>100.00</b>		
(C)	Shares held by custodians against which Depository Receipts have been issued							
(1)	Promoter and Promoter Group							
(2)	Public	0	0	0	0.00	0.00		
	<b>GRAND TOTAL (A+B+C) :</b>	<b>35040</b>	<b>120349514</b>	<b>118543057</b>	<b>100.00</b>	<b>0.00</b>	<b>4074000</b>	<b>3.39</b>

for Pennar Industries Limited

M. M. Mohammed Ali Beg  
Company Secretary & Compliance Officer



(I)(b) Statement showing holding of securities (including shares, warrants, convertible securities) of persons belonging to the category "Promoter and Promoter Group"

Sr.No	Name of the Shareholder	Details of Shares held		Encumbered shares (*)			Details of Warrants		Details of convertible securities		Total Shares (including underlying shares assuming full conversion of warrants and convertible securities) as a % of diluted share capital
		No. of Shares held	As a % of grand total (A)+(B)+(C)	Pledge Shares	AS a percentage	AS a % of grand total (A) + (B) + (C) of sub-clause (I)(a)	Number of warrants held	As a % total number of warrants of the same class	Number of convertible securities held	As a % total number of convertible securities of the same class	
(I)	(II)	(III)	(IV)	(V)	(VI)=(V)/(III)*100	(VII)	(VIII)	(IX)	(X)	(XI)	(XII)
1	THAPATI TRADING PRIVATE LIMITED	19379811	16.10	0	0.00	0.00	0	0.00	0	0.00	16.10
2	ADITYA NARSING RAO	4962508	4.12	0	0.00	0.00	0	0.00	0	0.00	4.12
3	J. RAJYALAKSHMI	4251000	3.53	0	0.00	0.00	0	0.00	0	0.00	3.53
4	CH. ARATHI	3196179	2.66	0	0.00	0.00	0	0.00	0	0.00	2.66
5	J. N. RUPENDER RAO	2200400	1.83	2200000	99.98	1.83	0	0.00	0	0.00	1.83
6	JAYANTHI PULJAL	2077500	1.73	0	0.00	0.00	0	0.00	0	0.00	1.73
7	KALPANA PULJAL	1750081	1.45	0	0.00	0.00	0	0.00	0	0.00	1.45
8	BHAVANA PULJAL	1694017	1.41	0	0.00	0.00	0	0.00	0	0.00	1.41
9	PALGUNA CONSULTANTS PRIVATE LIMITED (Amalgamated in M/s Thapati Trading Pvt Ltd as per High court Order)	1574000	1.31	1574000	100.00	1.31	0	0.00	0	0.00	1.31
10	J. AVANTI RAO	1537060	1.28	0	0.00	0.00	0	0.00	0	0.00	1.28
11	NRUPENDER RAO	301284	0.25	300000	99.57	0.25	0	0.00	0	0.00	0.25
12	Y REKHA RAO	192800	0.16	0	0.00	0.00	0	0.00	0	0.00	0.16
13	KONDAPALLI SUMATHA DEVI	122900	0.10	0	0.00	0.00	0	0.00	0	0.00	0.10
14	KONDAPALLI LAKSHMAN RAO	120000	0.10	0	0.00	0.00	0	0.00	0	0.00	0.10
15	Y MURALIDHAR RAO	110400	0.09	0	0.00	0.00	0	0.00	0	0.00	0.09
16	KONDAPALLI LAKSHMAN RAO	95200	0.08	0	0.00	0.00	0	0.00	0	0.00	0.08
17	KONDAPALLY LAVANYA KUMAR RAO	82200	0.07	0	0.00	0.00	0	0.00	0	0.00	0.07
18	KONDAPALLY SANDHYA	69600	0.06	0	0.00	0.00	0	0.00	0	0.00	0.06
19	J RAJYALAKSHMI	40000	0.03	0	0.00	0.00	0	0.00	0	0.00	0.03
	<b>TOTAL :</b>	<b>43756940</b>	<b>36.36</b>	<b>4074000</b>	<b>9.31</b>	<b>3.39</b>	<b>0</b>	<b>0.00</b>	<b>0</b>	<b>0.00</b>	<b>36.36</b>

for Pennar Industries Limited

Mirza Mohammed Ali Baig  
Company Secretary & Compliance Officer



Pennar Industries Limited  
Scrip code: 513228

(l)(c)(i) Statement showing holding of securities (including shares, warrants, convertible securities) of persons belonging to the category "Public" and holding more than 1% of the total number of shares								
Sr.No.	Name of the shareholder	Number of shares held	Shares as a percentage of total number of shares {i.e., Grant total (A)+(B)+(C) indicated in Statement at para (l)(a) above}	Details of warrants		Details of convertible securities		Total shares (including underlying shares assuming full conversion of warrants and convertible securities) as a % of diluted share capital)
				Number of warrants held	As a % total number of warrants of the same class	Number of convertible securities held	% w.r.t total number of convertible securities of the same class	
1	SAIF ADVISORS MAURITIUS LIMITED A/C SAIF INDIA IVFII HOLDINGS	12138080	10.09	0	0.00	0	0.00	10.09
2	EIGHT CAPITAL MASTER FUND LIMITED	7090157	5.89	0	0.00	0	0.00	5.89
3	FRANKLIN INDIA SMALLER COMPANIES FUND	3849169	3.20	0	0.00	0	0.00	3.20
4	ASHISH KACHOLIA	2500000	2.08	0	0.00	0	0.00	2.08
5	PELLURU ANASUYA	2332200	1.94	0	0.00	0	0.00	1.94
6	QUEST PORTFOLIO SERVICES PVT LTD	1400000	1.16	0	0.00	0	0.00	1.16
TOTAL :		29309606	24.35	0	0.00	0	0.00	24.35


*M. M. Srinivas*



Pennar Industries Limited  
Scrip code: 513228

(I)(c)(ii) Statement showing holding of securities (including shares, warrants, convertible securities) of persons (together with PAC) belonging to the category "Public" and holding more than 5% of the total number of share								
Sr.No.	Name(s) of the shareholder(s) and the Persons Acting in Concert (PA)	Number of shares held	Shares as a percentage of total number of shares (i.e., Grant total (A)+(B)+(C) indicated in Statement at para (I)(a) above)	Details of warrants		Details of convertible securities		Total shares (including underlying shares assuming full conversion of warrants and convertible securities) as a % of diluted share capital)
				Number of warrants held	As a % total number of warrants of the same class	Number of convertible securities held	% w.r.t total number of convertible securities of the same class	
1	SAIF ADVISORS MAURITIUS LIMITED A/C SAIF INDIA IVFII HOLDINGS	12138080	10.09	0	0.00	0	0.00	10.09
2	EIGHT CAPITAL MASTER FUND LIMITED	7090157	5.89	0	0.00	0	0.00	5.89
<b>TOTAL :</b>		<b>19228237</b>	<b>15.98</b>	<b>0</b>	<b>0.00</b>	<b>0</b>	<b>0.00</b>	<b>15.98</b>

*M. M. Subbarao*



Pennar Industries Limited  
Scrip code: 513228

STATEMENT SHOWING DETAILS OF LOCKED-IN SHARES"			
(I)(d)			
	Name of the shareholder	Number of locked-in shares	Locked-in shares as a (%) percentage of total number of shares {i.e, Grand Total (A)+(B)+(C) Indicated in Statement at para (I)(a) above} Promoter/Promoter Group/Public
Sr.No.			
	<b>TOTAL :</b>	<b>0</b>	<b>0</b>

*M. Y. Subramanian*



