



Statement showing Shareholding Pattern

Name of the Company			PENNAR INDUSTRIES LIMITED				Equity	
Scrip Code:			513228		Name of the Scrip, Class of Scrip			
Quarter ended			30.06.2009					
Category code	Category of Shareholder	Number of Share holders	Total number of shares	Number of shares held in dematerialized form	Total shareholding as a percentage of total no of shares		Shares pledged or otherwise encumbered	
					As a percentage of(A+B) ¹	As a percentage of (A+B+C)	no. of shares	As a percentage of total no. of shares (VIII)/(IV)*100
(I)	(II)	(III)	(IV)	(V)	(VI)	(VII)	(VIII)	(IX)
(A)	Shareholding of Promoter and Promoter Group²							
1	Indian							
(a)	Individuals/ Hindu Undivided Family	17	23266002	23256802	18.40	18.40	2500000	10.75
(b)	Bodies Corporate	9	17665789	17636089	13.97	13.97	NIL	NIL
	Sub Total(A)(1)	26	40931791	40892891	32.36	32.36	2500000	6.11
2	Foreign							
a	Individuals (Non-Residents Individuals/ Foreign Individuals)	3	4733239	4733239	3.74	3.74	NIL	NIL
	Sub Total(A)(2)	3	4733239	4733239	3.74	3.74	NIL	NIL
	Total Shareholding of Promoter and Promoter Group (A)= (A)(1)+(A)(2)	29	45665030	45626130	36.11	36.11	2500000	5.47
(B)	Public shareholding	-	-	-	-	-	N.A	N.A
1	Institutions	-	-	-	-	-	N.A	N.A
(a)	Mutual Funds/ UTI	5	6904	6904	0.01	0.01		
(b)	Financial Institutions / Banks	2	1053542	1053442	0.83	0.83		
(c)	Insurance Companies	1	1249005	1249005	0.99	0.99		
(d)	Foreign Institutional Investors	4	23298407	23298407	18.42	18.42		
(h)	Any Other (specify)							
(h-i)	Foreign Funds	4	22269000	22269000	17.61	17.61		
	Sub - Total (B) (1)	16	47876858	47876758	37.85	37.85		
B 2	Non-institutions	-	-	-	-	-	N.A	N.A
(a)	Bodies Corporate	435	14775096	14742656	11.68	11.68		
(b)	Individuals							
I	i. Individual shareholders holding nominal share capital up to Rs 1 lakh	26082	9926757	7691344	7.85	7.85		
II	ii. Individual shareholders holding nominal share capital in excess of Rs. 1 lakh.	73	7465083	6764683	5.90	5.90		
(c)	Any Other (specify)							
(c-i)	NRI-Public	529	768655	604758	0.61	0.61		
	Sub-Total (B)(2)	27119	32935591	29803441	26.04	26.04		
(B)	Total Public Shareholding (B)= B)(1)+(B)(2)	27135	80812449	77680199	63.89	63.89		
	TOTAL (A)+(B)	27164	126477479	123306329	100.00	100.00	2500000	1.98
(C)	Shares held by Custodians and against which Depository Receipts have been issued							
	GRAND TOTAL (A)+(B)+(C)	27164	126477479	123306329	100.00	100.00	2500000	1.98




(I) (b) Statement showing Shareholding of persons belonging to the category "Promoter and Promoter Group"

S.No	Name of the Shareholders	Total shares held		Shares pledged or otherwise encumbered		
		Number	As a % of Grand total (A)+(B)+	Number	As a % of Total shares held (VI)= (V) / (III)* 100	As a % of Grand total (A)+(B)+(C) of subclause(I)(a)
(I)	(II)	(III)	(IV)	(V)	(VI)	(VII)
1	J Nrupender Rao	2677684	2.12	2500000	93.36	1.98
2	J Rajyalakshmi	4115000	3.25	-	-	-
3	Aditya Narsing Rao	4932870	3.90	-	-	-
4	Avanti Rao	1537060	1.22	-	-	-
5	Ch Arathi	2281179	1.80	-	-	-
6	Ch Sridhar	915000	0.72	-	-	-
7	Vijay Chandra Puljal	20000	0.02	-	-	-
8	Jayanthi Puljal	2270000	1.79	-	-	-
9	Bhavana Puljal	1694017	1.34	-	-	-
10	Kalpana Puljal	1750081	1.38	-	-	-
11	Ch Anantha Reddy	1291900	1.02	-	-	-
12	P Anasuya	3932200	3.11	-	-	-
13	Kondapally Lakshman Rao	125600	0.10	-	-	-
14	Kondapally Lavanya Kumar Rao	122200	0.10	-	-	-
15	Kondapally Sumatha Devi	122900	0.10	-	-	-
16	Kondapally Sandhya	69600	0.06	-	-	-
17	Kondapally Siddhartha Rao	46600	0.04	-	-	-
18	Kondapally Spandana	53850	0.04	-	-	-
19	Y Ajay Rao	32300	0.03	-	-	-
20	Navin Chennamaneni	9200	0.01	-	-	-
21	Pennar Chemicals Ltd	1900000	1.50	-	-	-
22	Palguna Consultants Pvt. Ltd	5853424	4.63	-	-	-
23	Thapati Trading Pvt. Ltd	6375300	5.04	-	-	-
24	Lavan Technologies Pvt. Ltd	582274	0.46	-	-	-
25	Zen Trading Pvt. Ltd	611825	0.48	-	-	-
26	Mourya Enterprises Pvt. Ltd	582315	0.46	-	-	-
27	Growwell Constructions Pvt. Ltd	582275	0.46	-	-	-
28	Palguna Infotech Pvt. Ltd	592081	0.47	-	-	-
29	Thapati Consultants Pvt. Ltd	586295	0.46	-	-	-
	Total	45665030	36.11	2500000	5.47	1.98




(I) (C) Statement showing Shareholding persons belonging to the category "Public and holding more than 1% of the total number of shares"			
S.NO	Name of the shareholder	Number of shares	Shares as a Percentage of total number of shares {i.e., Grand Total (A) + (B) + (C) Indicated in Statement at para (I) (a) above }
1	VINOD REAL ESTATES PRIVATE LTD	13007000	10.28
2	COPTHALL MAURITIUS INVESTMENT LTD	9785114	7.74
3	EIGHT CAPITAL MASTER FUND LTD	8711200	6.89
4	DEUTSCHE SECURITIES MAURITIUS LTD	7729611	6.11
5	SPINNAKER GLOBAL EMERGING MARKETS FUND LTI	6875878	5.44
6	SPINNAKER GLOBAL OPPORTUNITY FUND LTD	4584051	3.62
7	CLSA (MAURITIUS) LTD	3310805	2.62
8	EIGHT CAPITAL INDIA (M) LTD	2472877	1.96
9	SPINNAKER GLOBAL STRATEGIC FUND LTD	2097871	1.66
10	P UDAYA BHASKAR REDDY	1400000	1.11
	TOTAL	59974407	47.42



(I)(d)

Statement showing details of locked-in shares

Sr. No.	Name of the shareholder	Number of locked-in shares	Locked-in shares as a percentage of total number of shares {i.e., Grand Total (A)+(B)+(C) indicated in Statement at para (I)(a) above}
1			
2			
3	NOT APPLICABLE		
4			
5			
6			



(II) (a)

Statement showing details of Depository Receipts (DRs)

S.No	Type of outstanding DR (ADRs, GDRs, SDRs, etc.)	Number of outstanding DRs	Number of shares underlying outstanding DRs	Shares underlying outstanding DRs as a percentage of total number of shares {i.e., Grand Total (A) +(B)+ (C) indicated in Statement at para (I) (a) above}
1				
2	NOT APPLICABLE			
3				
4				
5				
6				



(II) (b) Statement showing Holding of Depository Receipts (DRs) where understanding shares are in excess of 1% of the total number of shares

S.No	Name of the DR Holder	Type of outstanding DR (ADRs, GDRs, SDRs, etc.,)	Number of shares underlying outstanding DRs	Shares underlying outstanding DRs as a percentage of total number of shares {i.e., Grand Total (A) +(B) + (C) indicated in Statement at para (I) (a) above}
1				
2	NOT APPLICABLE			
3				
4				
5				

