

**Statement showing Shareholding Pattern**

Name of the Company		PENNAR INDUSTRIES LIMITED						
Scrip Code:		513228					Equity	
Quarter ended		30.09.2009					Name of the Scrip, Class of Scrip	
Category code	Category of Shareholder	Number of Share holders	Total number of shares	Number of shares held in dematerialized form	Total shareholding as a percentage of total no of shares		Shares pledged or otherwise encumbered	
					As a percentage of (A+B) <sup>1</sup>	As a percentage of (A+B+C)	no. of shares	As a percentage of total no. of shares (VIII)/(IV)*100
(I)	(II)	(III)	(IV)	(V)	(VI)	(VII)	(VIII)	(IX)
(A)	<b>Shareholding of Promoter and Promoter Group<sup>2</sup></b>							
1	<b>Indian</b>							
(a)	Individuals/ Hindu Undivided Family	18	23268355	23259155	18.40	18.40	2500000	10.74
(b)	Bodies Corporate	9	17665789	17636089	13.97	13.97	NIL	NIL
	<b>Sub Total(A)(1)</b>	<b>27</b>	<b>40934144</b>	<b>40895244</b>	<b>32.36</b>	<b>32.36</b>	<b>2500000</b>	<b>6.11</b>
2	<b>Foreign</b>							
a	Individuals (Non-Residents Individuals/ Foreign Individuals)	3	4733239	4733239	3.74	3.74	NIL	NIL
	<b>Sub Total(A)(2)</b>	<b>3</b>	<b>4733239</b>	<b>4733239</b>	<b>3.74</b>	<b>3.74</b>	<b>NIL</b>	<b>NIL</b>
	<b>Total Shareholding of Promoter and Promoter Group (A)= (A)(1)+(A)(2)</b>	<b>30</b>	<b>45667383</b>	<b>45628483</b>	<b>36.11</b>	<b>36.11</b>	<b>2500000</b>	<b>5.47</b>
(B)	<b>Public shareholding</b>	-	-	-	-	-	N.A	N.A
1	<b>Institutions</b>	-	-	-	-	-	N.A	N.A
(a)	Mutual Funds/ UTI	5	6904	6904	0.01	0.01		
(b)	Financial Institutions / Banks	1	100		0.00	0.00		
(c)	Insurance Companies	1	1249005	1249005	0.99	0.99		
(d)	Foreign Institutional Investors	5	24115033	24115033	19.07	19.07		
(h)	Any Other (specify)							
(h-i)	Foreign Funds	1	8711200	8711200	6.89	6.89		
	<b>Sub - Total (B) (1)</b>	<b>13</b>	<b>34082242</b>	<b>34082142</b>	<b>26.95</b>	<b>26.95</b>		
B 2	<b>Non-institutions</b>	-	-	-	-	-	N.A	N.A
(a)	Bodies Corporate	692	24211927	24181062	19.14	19.14		
(b)	Individuals							
I	Individuals -i. Individual shareholders holding nominal share capital up to Rs 1 lakh	29185	13325304	11158366	10.54	10.54		
II	ii. Individual shareholders holding nominal share capital in excess of Rs. 1 lakh.	95	8412068	7861668	6.65	6.65		
(c)	Any Other (specify)							
(c-i)	NRI-Public	528	778555	615423	0.62	0.62		*
	<b>Sub-Total (B)(2)</b>	<b>30500</b>	<b>46727854</b>	<b>43816519</b>	<b>36.95</b>	<b>36.95</b>		
(B)	<b>Total Public Shareholding (B)= B(1)+(B)(2)</b>	<b>30513</b>	<b>80810096</b>	<b>77898661</b>	<b>63.89</b>	<b>63.89</b>		
	<b>TOTAL (A)+(B)</b>	<b>30543</b>	<b>126477479</b>	<b>123527144</b>	<b>100.00</b>	<b>100.00</b>	<b>2500000</b>	<b>1.98</b>
(C)	Shares held by Custodians and against which Depository Receipts have been issued						N.A	N.A
	<b>GRAND TOTAL (A)+(B)+(C)</b>	<b>30543</b>	<b>126477479</b>	<b>123527144</b>	<b>100.00</b>	<b>100.00</b>	<b>2500000</b>	<b>1.98</b>

Date 20.10.09  
Place Hyderabad

For Pennar Industries Limited  
R Ravi  
CFO & Company Secretary




Name of the Company	PENNNAR INDUSTRIES LIMITED
Scrip Code:	513228
Quarter ended	30.09.2009

(I) (b) Statement showing Shareholding of persons belonging to the category "Promoter and Promoter Group"

S.No	Name of the Shareholders	Total shares held		Shares pledged or otherwise encumbered		
		Number	Grand total (A)+(B)+(C)	Number	As a % of Total shares held (VI)= (V) / (III) * 100	As a % of Grand total (A)+(B)+(C) of subclause(I)(a) (VII)
(I)	(II)	(III)	(IV)	(V)	(VI)	(VII)
1	J Nrupender Rao	2677684	2.12	2500000	93.36	1.98
2	J Rajyalakshmi	4115000	3.25	-	-	-
3	Aditya Narsing Rao	4932870	3.90	-	-	-
4	Avanti Rao	1537060	1.22	-	-	-
5	Ch Arathi	2281179	1.80	-	-	-
6	Ch Sridhar	915000	0.72	-	-	-
7	Vijay Chandra Puljal	20000	0.02	-	-	-
8	Jayanthi Puljal	2270000	1.79	-	-	-
9	Bhavana Puljal	1694017	1.34	-	-	-
10	Kalpana Puljal	1750081	1.38	-	-	-
11	Ch Anantha Reddy	1291900	1.02	-	-	-
12	P Anasuya	3932200	3.11	-	-	-
13	Kondapally Lakshman Rao	125600	0.10	-	-	-
14	Kondapally Lavanya Kumar Rao	122200	0.10	-	-	-
15	Kondapally Sumatha Devi	122900	0.10	-	-	-
16	Kondapally Sandhya	69600	0.06	-	-	-
17	Kondapally Siddhartha Rao	46600	0.04	-	-	-
18	Kondapally Spandana	53850	0.04	-	-	-
19	Y Ajay Rao	32300	0.03	-	-	-
20	Navin Chennamaneni	9200	0.01	-	-	-
21	Pelluru Bhaskara Rao	2353	0.00	-	-	-
22	Pennar Chemicals Ltd	1900000	1.50	-	-	-
23	Palguna Consultants Pvt. Ltd	5853424	4.63	-	-	-
24	Thapati Trading Pvt. Ltd	6375300	5.04	-	-	-
25	Lavan Technologies Pvt. Ltd	582274	0.46	-	-	-
26	Zen Trading Pvt. Ltd	611825	0.48	-	-	-
27	Mourya Enterprises Pvt. Ltd	582315	0.46	-	-	-
28	Growwell Constructions Pvt. Ltd	582275	0.46	-	-	-
29	Palguna Infotech Pvt. Ltd	592081	0.47	-	-	-
30	Thapati Consultants Pvt. Ltd	586295	0.46	-	-	-
	<b>Total</b>	<b>45667383</b>	<b>36.11</b>	<b>2500000</b>	<b>5.47</b>	<b>1.98</b>


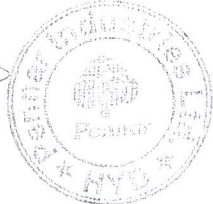
A. Rao





Name of the Company	PENNAR INDUSTRIES LIMITED
Scrip Code:	513228
Quarter ended	30.09.2009

(I) (C) Statement showing Shareholding persons belonging to the category "Public and holding more than 1% of the total number of shares"			
S.NO	Name of the shareholder	Number of shares	Shares as a Percentage of total number of shares {i.e., Grand Total (A) + (B) + (C) Indicated in Statement at para (I) (a) above }
1	VINOD REAL ESTATES PRIVATE LTD	13007000	10.28
2	COPTHALL MAURITIUS INVESTMENT LIMITED	9785114	7.74
3	EIGHT CAPITAL MASTER FUND LIMITED	8711200	6.89
4	DEUTSCHE SECURITIES MAURITIUS LIMITED	7743561	6.12
5	CLSA (MAURITIUS) LIMITED	3284558	2.60
6	EIGHT CAPITAL INDIA (M) LIMITED	2472877	1.96
7	PONNAVOLU UDAYA BHASKAR REDDY	1400000	1.11
8	RAJASTHAN GLOBAL SECURITIES LIMITED	2092713	1.65
<b>Total</b>		<b>48497023</b>	<b>38.34</b>


Name of the Company	PENNAR INDUSTRIES LIMITED
Scrip Code:	513228
Quarter ended	30.09.2009

(I)(d)

Statement showing details of locked-in shares

Sr. No.	Name of the shareholder	Number of locked-in shares	Locked-in shares as a percentage of total number of shares {i.e., Grand Total (A)+(B)+(C) indicated in Statement at para (I)(a) above}
1			
2			
3	<b>NOT APPLICABLE</b>		
4			
5			
6			

*A. New*

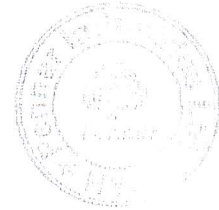


Name of the Company	PENNAR INDUSTRIES LIMITED	
Scrip Code:	513228	
Quarter ended	30.09.2009	

(II) (a) Statement showing details of Depository Receipts (DRs)

S.No	Type of outstanding DR ( ADRs, GDRs, SDRs, etc.,)	Number of outstanding DRs	Number of shares underlying outstanding DRs	Shares underlying outstanding DRs as a percentage of total number of shares {i.e., Grand Total (A)+(B)+ (C) indicated in Statement at para (I) (a) above}
1				
2	<b>NOT APPLICABLE</b>			
3				
4				
5				
6				

*A. A. S.*



Name of the Company	PENNAR INDUSTRIES LIMITED
Scrip Code:	513228
Quarter ended	30.09.2009

**(II) (b) Statement showing Holding of Depository Receipts (DRs) where understanding shares are in excess of 1% of the total number of shares**

S.No	Name of the DR Holder	Type of outstanding DR ( ADRs, GDRs, SDRs, etc.,)	Number of shares underlying outstanding DRs	Shares underlying outstanding DRs as a percentage of total number of shares {i.e., Grand Total (A) +(B) + ( C ) indicated in Statement at para (I) (a) above}
1				
2	<b>NOT APPLICABLE</b>			
3				
4				
5				

A. Rao

