


(1)(a) STATEMENT SHOWING SHAREHOLDING PATTERN IN CLAUSE-35			
NAME OF THE COMPANY: PENNAR INDUSTRIES LIMITED		SCRIP CODE: NSE & MCX PENIND	
SCRIP CODE: BSE	513228		
Class of Security:			
QUARTER ENDED:	30/09/2015		
Partly paid-up shares		As a % of total no. of partly paid-up shares	As a % of total no. of shares of the Company.
Held by promoter/promoter group	0	0	0
Held by Public	0	0	0
Total:	0	0	0
Outstanding convertible securities:		As a % of total no. of outstanding convertible securities.	As a % of total no. of shares of the Company assuming full conversion of the convertible securities
Held by promoter/promoter group	0	0	0
Held by Public	0	0	0
Total:	0	0	0
Warrants:		As a % of total no. of warrants	As a % of total no. of shares of the Company, assuming full conversion of warrants
Held by promoter/promoter group	0	0	0
Held by Public	0	0	0
Total:	0	0	0
Total paid-up capital of the Company, assuming full conversion of warrants and convertible securities	120349514	0	100.00




for Pennar Industries Limited


Mirza Mohammed Ali Baig
 Mirza Mohammed Ali Baig
 Company Secretary & Compliance Officer

CATEGORY CODE	CATEGORY OF SHAREHOLDER	NO OF SHAREHOLDERS (III)	TOTAL NUMBER OF SHARES (IV)	NO OF SHARES HELD IN DEMATERIALIZED FORM (V)	TOTAL SHAREHOLDING AS A % OF TOTAL NO OF SHARES		SHARES PLEDGE OR OTHERWISE ENCUMBERED	
					AS a PERCENTAGE (A+B) (VI)	As a PERCENTAGE OF (A+B-C) (VII)	NUMBER OF SHARES (VIII)	AS a PERCENTAGE (IX)=(VIII)/(VI)*100
(A)	PROMOTER AND PROMOTER GROUP							
(1)	INDIAN							
(a)	Individual / IJUF	17	22803129	22803129	18.95	18.95	2500000	10.96
(b)	Central Government/State Government(s)	0	0	0	0.00	0.00	0	0.00
(c)	Public Corporate	2	26953811	20953811	17.41	17.41	750000	3.53
(d)	Financial Institutions / Banks	0	0	0	0.00	0.00	0	0.00
(e)	Others	0	0	0	0.00	0.00	0	0.00
	Sub-Total A(1) :	19	43756940	43756940	36.36	36.36	3250000	7.43
(2)	FOREIGN							
(a)	Individuals (NRIs/Foreign Individuals)	0	0	0	0.00	0.00	0	0.00
(b)	Bodies Corporate	0	0	0	0.00	0.00	0	0.00
(c)	Institutions	0	0	0	0.00	0.00	0	0.00
(d)	Qualified Foreign Investor	0	0	0	0.00	0.00	0	0.00
(e)	Others	0	0	0	0.00	0.00	0	0.00
	Sub-Total A(2) :	0	0	0	0.00	0.00	0	0.00
	Total A=(1)+A(2) :	19	43756940	43756940	36.36	36.36	3250000	7.43
(B)	PUBLIC SHAREHOLDING							
(1)	INSTITUTIONS							
(a)	Mutual Funds / FI	7	5273777	5273777	4.38	4.38	0	0.00
(b)	Financial Institutions / Banks	17	7717555	7717515	6.41	6.41	0	0.00
(c)	Central Government / State Government(s)	0	0	0	0.00	0.00	0	0.00
(d)	Venture Capital Funds	0	0	0	0.00	0.00	0	0.00
(e)	Insurance Companies	0	0	0	0.00	0.00	0	0.00
(f)	Foreign Institutional Investors	5	12448501	12448501	10.34	10.34	0	0.00
(g)	Foreign Venture Capital Investors	0	0	0	0.00	0.00	0	0.00
(h)	Qualified Foreign Investor	0	0	0	0.00	0.00	0	0.00
(i)	Others	0	0	0	0.00	0.00	0	0.00
	Sub-Total B(1) :	29	25439643	25437393	21.14	21.14	0	0.00
(2)	NON-INSTITUTIONS							
(a)	Bodies Corporate	754	8323958	829811	6.92	6.92	0	0.00
(b)	Individuals							
(i)	Individuals holding nominal share capital upto Rs.1 lakh	37971	21461493	19851420	17.83	17.83	0	0.00
(ii)	Individuals holding nominal share capital in excess of Rs.1 lakh	202	18560273	18516373	16.25	16.25	0	0.00
(c)	Others							
	CLEARING MEMBERS	117	170511	170511	0.14	0.14	0	0.00
	NON RESIDENT INDIANS	693	1434489	1330619	1.19	1.19	0	0.00
	TRUSTS	5	201907	201907	0.17	0.17	0	0.00
	Qualified Foreign Investor	0	0	0	0.00	0.00	0	0.00
	Sub-Total B(2) :	39742	51152731	48380541	42.50	42.50	0	0.00
	Total B=(1)+B(2) :	39771	76592574	74817934	63.64	63.64	0	0.00
(C)	Shares held by custodians, against which Depository Receipts have been issued	39790	120349514	118574874	100.00	100.00	0	0.00
(1)	Promoter and Promoter Group	0	0	0	0.00	0.00	0	0.00
(2)	Public	0	0	0	0.00	0.00	0	0.00
	GRAND TOTAL (A+B+C) :	39790	120349514	118574874	100.00	100.00	0.00	3250000
								2.70

for Penmar Industries Limited
M. M. M. M. M.
Mirza Mohammad Ali Baig
Company Secretary & Compliance Officer




Statement showing holding of securities (including shares, warrants, convertible securities) of persons belonging to the category "Promoter and Promoter Group"												Total Shares (including underlying shares assuming full conversion of warrants and convertible securities) as a % of diluted share capital
Sr.No	Name of the Shareholder	Details of Shares held		Encumbered shares (%)		Details of Warrants		Details of convertible securities		As a % total number of convertible securities of the same class (XI)	(XII)	
		No. of Shares held (III)	As a % of grand total (A)+(B)+(C) (IV)	Pledge Shares (V)	AS a percentage (VI)=(V)/(III)*100 (VII)	AS a % of grand total (A) + (B) + (C) of sub-clause (I)(a) (VIII)	Number of warrants held (IX)	As a % total number of convertible securities of the same class (X)				
1	THAPATI TRADING PRIVATE LIMITED	20953811	17.41	750000	3.58	0.62	0	0.00	0	0.00	17.41	
2	ADITYA NARSING RAO	4962508	4.12	0	0.00	0.00	0	0.00	0	0.00	4.12	
3	J. RAJYALAKSHMI	4291000	3.57	0	0.00	0.00	0	0.00	0	0.00	3.57	
4	CH. ARATHI	3196179	2.66	0	0.00	0.00	0	0.00	0	0.00	2.66	
5	J. N. RUPENDER RAO	2501884	2.08	2500000	99.93	2.08	0	0.00	0	0.00	2.08	
6	JAYANTHI PULJAL	2077500	1.73	0	0.00	0.00	0	0.00	0	0.00	1.73	
7	KALPANA PULJAL	1750081	1.45	0	0.00	0.00	0	0.00	0	0.00	1.45	
8	BHAVANA PULJAL	1694017	1.41	0	0.00	0.00	0	0.00	0	0.00	1.41	
9	J. AVANTI RAO	1537060	1.28	0	0.00	0.00	0	0.00	0	0.00	1.28	
10	Y. REKHA RAO	192800	0.16	0	0.00	0.00	0	0.00	0	0.00	0.16	
11	KONDAPALLI SUMATHA DEVI	122900	0.10	0	0.00	0.00	0	0.00	0	0.00	0.10	
12	KONDAPALLI LAKSHMAN RAO	120000	0.10	0	0.00	0.00	0	0.00	0	0.00	0.10	
13	Y. MURALIDHAR RAO	110400	0.09	0	0.00	0.00	0	0.00	0	0.00	0.09	
14	KONDAPALLI LAKSHMAN RAO	95200	0.08	0	0.00	0.00	0	0.00	0	0.00	0.08	
15	KONDAPALLY LAVANYA KUMAR RAO	82200	0.07	0	0.00	0.00	0	0.00	0	0.00	0.07	
16	KONDAPALLY SANDHYA	69600	0.06	0	0.00	0.00	0	0.00	0	0.00	0.06	
	TOTAL :	43756940	36.36	3250000	7.43	2.70	0	0.00	0	0.00	36.36	




M. V. Srinivas

(1)(c)(i) Statement showing holding of securities (including shares, warrants, convertible securities) of persons belonging to the category "Public" and holding more than 1% of the total number of shares (including underlying shares assuming full conversion of warrants and convertible securities) as a % of diluted share capital									
Sr.No.	Name of the shareholder	Number of shares held	Shares as a percentage of total number of shares (i.e., Grant total (A)-(B)+(C) indicated in Statement at para (1)(a) above)	Details of warrants		Details of convertible securities % w.r.t total		Number of convertible securities held	Total shares (including underlying shares assuming full conversion of warrants and convertible securities) as a % of diluted share capital
				Number of warrants held	As a % total number of warrants of the same class	Number of convertible securities of the same class	% w.r.t total		
1	SAIF ADVISORS MAURITIUS LIMITED A/C SAIF INDIA MFII HOLDINGS	12138080	10.09	0	0.00	0	0.00	0	10.09
2	EIGHT CAPITAL MASTER FUND LIMITED	7090157	5.89	0	0.00	0	0.00	0	5.89
3	FRANKLIN INDIA SMALLER COMPANIES FUND	5089354	4.23	0	0.00	0	0.00	0	4.23
4	FASHISH KACHOLIA	2500000	2.08	0	0.00	0	0.00	0	2.08
5	PELLURU ANASUYA	2195095	1.82	0	0.00	0	0.00	0	1.82
6	VANAJA SUNDAR IYER	1423342	1.18	0	0.00	0	0.00	0	1.18
	TOTAL :	30436028	25.29	0	0.00	0	0.00	0	25.29




M. J. Jeyaraj

(i)(c)(ii) Statement showing holding of securities (including shares, warrants, convertible securities) of persons (together with PAC) belonging to the category "Public" and holding more than 5% of the total number of share total shares (including underlying shares assuming full conversion of warrants and convertible securities) as a % of diluted share capital)							
Sr.No.	Name(s) of the shareholder(s) and the Persons Acting in Concert (PA shares held)	Number of shares held	Shares as a percentage of total number of shares (i.e., Grant total (A)+(B)+(C) indicated in Statement at para (i)(a) above)	Details of warrants		Details of convertible securities % w.r.t total number of convertible securities of the same class	
				Number of warrants held	As a % total number of warrants of the same class		
1	SAIF ADVISORS MAURITIUS LIMITED A/C SAIF INDIA VFIL HOLDINGS	12138080	10.09	0	0.00	0	
2	EIGHT CAPITAL MASTER FUND LIMITED	7090157	5.89	0	0.00	0	
TOTAL :				19228237	15.98	0	0.00
						10.09	5.89



M. M. Srinivas

STATEMENT SHOWING DETAILS OF LOCKED-IN SHARES"			
(I)(d)			
Sr.No.	Name of the shareholder	Number of locked-in shares	Locked-in shares as a (%) percentage of total number of shares {i.e. Grand Total (A)+(B)+(C) Indicated in Statement at para (I)(a) above}
			Promoter/Promoter Group/Public
TOTAL :		0	0



M. M. Ramesh

STATEMENT SHOWING DETAILS OF DEPOSITORY RECEIPTS (DRS)			
(ii)(a)			
Sr.No.	Type of outstanding DR (ADRs, GDRs, SDRs, etc)	Number of outstanding underlying DRs	Shares underlying outstanding DRs as a percentage of total number of shares {i.e., Grand Total (A)+(B)+(C) indicated in Statement at Para(I)(a) above}
		0	0
TOTAL :			0



M. M. Choudhary

Statement showing Holding of Depository Receipts (DRs), where underlying shares held by "Promoter/Promoter group" are in excess of 1% of the total number shares.				
(II)(b)		Type of outstanding DR (ADRs, GDRs, SD Rs, etc.)	Number of shares underlying outstanding DRs	Shares underlying outstanding DRs as a percentage of total number of shares {i.e., Grand Total (A)+(B)+(C) indicated in Statement at para(I)(a) above}
Sr.No.	Name of the DR Holder			
TOTAL :			0	0



M. M. Srinivasan